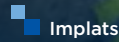


FACT SHEET / AUGUST 2022

# SAFETY IN THE MINING INDUSTRY PERFORMANCE AT A GLANCE



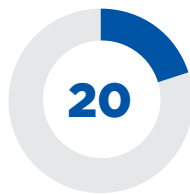
**MINERALS COUNCIL SOUTH AFRICA**

**#MiningMatters**

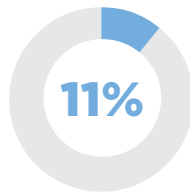


*The number of fatalities in the South African mining industry regressed by 23% in 2021 compared to 2020 - increasing from 60 in 2020 to 74 in 2021.*

## QUICK FACTS 2021



fall of ground fatalities, a decline on previous year



regression in number of injuries overall



While fatalities have increased for two years in a row, the 2021 data nevertheless represents a decline of 88% since 1993

## OVERVIEW OF PERFORMANCE 2021

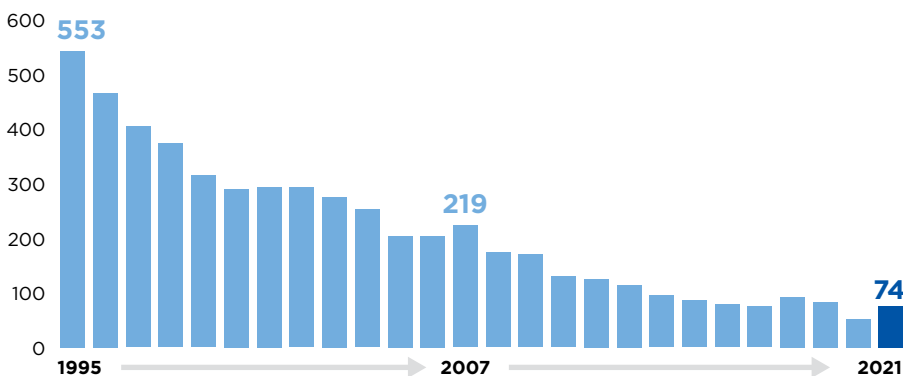
The number of fatalities in the South African mining industry regressed by 23% to 74 in 2021 as compared to 60 in 2020. This compares unfavourably with the 51 fatalities reported in 2019, the industry's best-ever safety performance.

The 2021 regression in fatalities was the second consecutive annual regression and the worst recorded since 2003 when tripartite stakeholders first agreed health and safety milestones.

Most fatalities occurred in the gold and platinum sectors, together accounting for 69% of fatalities. Only the coal mining sector reported a decline in the number of fatalities. General types of accidents (being struck, falling, drowning, inundation, mud rush, burning and scalding ) were the cause of most fatalities, overtaking falls of ground whose contribution to fatalities has plateaued in recent years.


The number of serious injuries also increased in 2021, up by 11% to 2,014 - this followed an improvement of 25% in 2020.

### Fatalities: 1995-2021



Source: Department of Mineral Resources and Energy

## RECOMMITTING TO ZERO HARM



Given the deterioration in 2021 safety performance, the Minerals Council and other key industry players recommitted to delivering on the 2024 safety targets agreed in 2014 and to continue working to eliminate fatalities and injuries. The Minerals Council Board furthermore approved eight-step CEOs intervention measures to urgently address the decline in safety performance.



## JOURNEY TOWARDS ZERO HARM: SAFETY MILESTONES

<b>2010</b>	Health and safety included in revised Mining Charter
<b>2011</b>	Culture Transformation Framework approved by tripartite stakeholder principals
<b>2012</b>	CEO Zero Harm Forum established
<b>2014</b>	Tripartite stakeholders agree 2024 health and safety milestones Centre of Excellence launched
<b>2016</b>	Tripartite stakeholders sign declaration of actions (pledge) to improve industry occupational health and safety performance, harnessing achievement of 2024 milestones and accelerating journey to zero harm
<b>2017</b>	MOSH fall of ground task team established National Day of Safety and Health in Mining launched
<b>2018</b>	MHSC Summit on Occupational Health and Safety CEO Heartfelt Conversations
<b>2019</b>	Khumbul'ekhaya health and safety strategy launched Implementation of special projects on culture transformation and alignment of trackless mobile machinery (TMM) regulations approved
<b>2020</b>	Khumbul'ekhaya strategy maintains focus on holistic approach to eliminating fatalities National Day of Health and Safety in Mining 2020 focused on COVID-19 and gender-based violence CEO Zero Harm Forum and Board approve Fall of Ground Action Plan and related investment of R46 million over five years
<b>2021</b>	Implementation of special project on alignment of TMM regulations begins MineSafe Conference renewed commitment to eliminating fatalities and injuries Board meeting in December agreed urgent eight-step safety CEOs intervention measures

### Fatalities by commodity

Commodity	2020	2021	% change
Platinum	16	21	31
Gold	26	30	15
Coal	11	10	(9)
Other*	7	13	86
<b>Total</b>	<b>60</b>	<b>74</b>	<b>23</b>

Source: Department of Mineral Resources and Energy

\* Other includes diamonds, chrome, copper, iron ore and all others not specified

### Injuries by commodity

Commodity	2020	2021	% change
Platinum	782	992	27
Gold	620	676	9
Coal	146	168	15
Other*	266	178	(33)
<b>Total</b>	<b>1,814</b>	<b>2,014</b>	<b>11</b>

Source: Department of Mineral Resources and Energy

\* Other includes diamonds, chrome, copper, iron ore and all others not specified

### Causes of fatalities

Cause	2020	2021	% change
Falls of ground	22	20	(9)
Transport and mining	9	16	78
General*	18	22	22
Other**	11	16	45
<b>Total</b>	<b>60</b>	<b>74</b>	<b>23</b>

Source: Department of Mineral Resources and Energy

\* General includes struck, falling, drowning, inundation, mud rush, burning and scalding

\*\* Other includes electricity, fires, explosives, heat exhaustion and miscellaneous

# 2024 MILESTONE

## Fatalities

Any fatality is one too many. We will eliminate fatalities by December 2024. During the 2014 MHSC Summit, all stakeholders agreed to accelerate the elimination of fatalities.



Committed to  
**ZERO HARM**  
**NO**  
fatalities  
or injuries

**MINERALS COUNCIL SOUTH AFRICA**

T +27 11 498 7100

E [info@mineralscouncil.org.za](mailto:info@mineralscouncil.org.za)

[@Mine\\_RSA](https://twitter.com/Mine_RSA) [www.facebook.com/Mine](https://www.facebook.com/Mine)

**MEDIA**

Allan Seccombe

E [aseccombe@mineralscouncil.org.za](mailto:aseccombe@mineralscouncil.org.za)

[www.mineralscouncil.org.za](http://www.mineralscouncil.org.za)

Rosebank Towers, 19 Biermann Avenue

Rosebank, Johannesburg, 2196

PO Box 61809, Marshalltown 2107

**#MiningMatters**